


If you listen carefully,
It Sounds Like Love

ENVIRONMENTAL PROFESSIONALS NETWORK

Identification guide to the nine featured plants.

The Otterbein University's Frank Museum of Art presents
Cadine Navarro's artistic feature *It Sounds like Love*.

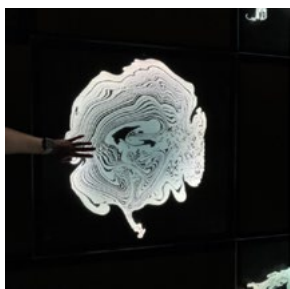


WILD BERGAMOT **MONARDA FISTULOSA**

Perennial, 3-4 feet, Summer blooming

Plant in full to partial sun in moist to dry soil.


Attracts many bee species and lepidoptera, which visit for pollen and nectar. Hummingbirds visit for nectar. Avoided by mammals. Dense foliage is good habitat for many predaceous insect species.



BIG BLUESTEM **ANDROPOGON GERARDII**

Perennial, 5-8 feet, Late summer blooming

Plant in full sun with other tall plants to maintain upright stature. Provides important cover for insects, small mammals, song birds, and ground birds. Leaves eaten by deer, rodents, grasshoppers and katydids, and caterpillars of many skipper species.




BLACK-EYED SUSAN **RUDBECKIA HIRTA**

Biennial, 2 -2.5 feet, Summer blooming

Very adaptable and quick to establish from seed.

Plant in sunny, dry locations.

Pollen/nectar sought after by bees, wasps, flies, and lepidoptera. Many spider species hunt on flower heads.



BUTTERFLY MILKWEED **ASCLEPIAS TUBEROSA**

Perennial, 1-2 feet, Early summer blooming

Plant in full sun. Adaptable to many (dry) soil types.

Attracts all milkweed specialist insects, as well as pollen/nectar seeking bees, lepidoptera, wasps, ants, flies, hummingbirds, etc.

Occasionally browsed by mammals, but often left alone.



THE OHIO STATE UNIVERSITY

COLLEGE OF FOOD, AGRICULTURAL,
AND ENVIRONMENTAL SCIENCES



epn.osu.edu

CFAES provides research and related educational programs to clientele on a nondiscriminatory basis. For more information, visit cfaesdiversity.osu.edu. For an accessible format of this publication, visit cfaes.osu.edu/accessibility.



COMMON MILKWEED

ASCLEPIAS SYRIACA

Perennial, 2-6 feet, Summer blooming

Plant in full sun. Soil preference is moist to dry.

Can spread aggressively due to long rhizomes. Attracts all milkweed specialist insects, as well as pollen/nectar seeking bees, lepidoptera, wasps, ants, flies, hummingbirds, etc.



COMMON DOGBANE

APOCYNUM CANNABINUM

Perennial, 2-4 feet, Summer blooming

Plant in full to partial sun in areas with saturated to dry soils.

Rhizomatous roots readily form colonies.

Avoided by mammalian grazers, but eaten by beetle, aphids, and lepidopteran specialists. Many insects use flowers for nectar/pollen.



LITTLE BLUESTEM

SCHIZACHYRIUM SCOPARIUM

Perennial, 2-4 feet, Fall blooming

Tolerates moist-dry soil, but doesn't

complete well with other tall/dense vegetation.

Consumed by many grass-eating caterpillars and grasshoppers.

Visited by birds for insects and seed.




PURPLE CONEFLOWER

ECHINACEA PURPUREA

Perennial, 3-4 feet, Summer blooming

Plant in full to partial sun with moist to dry soil. Readily grows from seed and can form small colonies from rhizomes. Visited by many lepidoptera, bees, wasps, flies, and birds. Some caterpillars disguise themselves in bits of floral parts to hide in plain sight.



SWITCH GRASS

PANICUM VIRGATUM

Perennial, 3-6 feet, Summer blooming

Plant in full sun where soil is moist.

Readily grows from seed and rhizomes.

Deep fibrous roots are excellent for soil stabilization!

Seeds eaten by waterfowl and songbirds. Leaves eaten by insects and mammals. Dense leafy tufts used for nesting birds.